

Like every morning, before nine o'clock, Mr. Ramon entered the classroom and greeted with much joy his students with an accelerated pace, looking like a mad professor. Shirt buttoned to the neck, with some ink stain on the pocket where he had a handkerchief. Mr Ramon wears his trousers just below his belly button and he always shows his colourful socks.

Mr Ramon is a tidy person but he has some problems to combine the colours of his clothes. For the opening ceremony of the school year, Mr Ramon combed his hair with a part in side and puts brilliantine on it.

As usual, Mr. Ramon always carried a tool, a widget or a gadget to illustrate his lessons. He likes carry out easy experiments to explain new knowledge. This time Mr Ramon brought a wood box.

Bbbbbbzzzzzz. There was a buzzing in the classroom...

Everyone in the classroom looked in all directions looking for where the sound came from. The sound is amplified over the students who turned his head quickly. At this time Mr. Ramon, seeing the agitation of the students, he understood the problem.


- Don't worry! Don't worry!- exclaimed the teacher-. It's a bee. Today I wanted to talk about bees and for this reason, I've got a beehive. The world of bees and their behavior is exciting and we can learn lessons very interesting. So I will explain the story of Fer, a young bee.

Mr Ramon took out some little papers from his bag. The students were waiting anxiously the explanation of Mr Ramon. If you put the papers in order we will have an image of Fer. Was this a distraction of Mr Ramon or a funny idea?

When Mr Ramon was a child he was scared of bees because of his neighbour Api. He remembers Api dressed like astronauts who reached the Moon. Mr Ramon asked his grandfather why does Api wear these clothes.

His grandfather explained him that Api was a beekeeper, word he always confused with farmers. Api used special clothes to protect herself from the bites of bees. She had hives where bees were organised to produce honey, wax, royal jelly, etc.

Mr Ramon's grandparents gave him an important book titled "Fer's adventure". For a long time, Mr Ramon uses this book in his class to show the story of the most entrepreneur bee in the animal kingdom: Fer.





Before Mr Ramon told the story of Fer to his students, they helped him to order the papers to form Fer's image. After that, Mr Ramon asked his students to read the book Fer's Adventure. This is the story:

Fer lived in a hive, located in the Montsec, between the region of the Noguera and the Pallars Jussà. Fer is a sociable and worker honeybee. Fer goes over the hive searching the members of her community. Fer is worried because less than ten bees are living in the old wood hive.

Fer's granny is also the Queen Bee of the hive. She is called lady Remei. The Fer always asks Queen about the situation: There aren't bees in our hive, where are they?

Lady Remei is looking for solutions, but she knows that it also happens in other hives. The Queen Bee explains to Fer the importance of searching for information to generate activity to the hive. Lady Remei has plan:

- Dear Fer, I start my trip from Tarragona. Specifically to Delta de l'Ebre where I will meet other queen bees from Catalunya. We will try to solve this big problem.

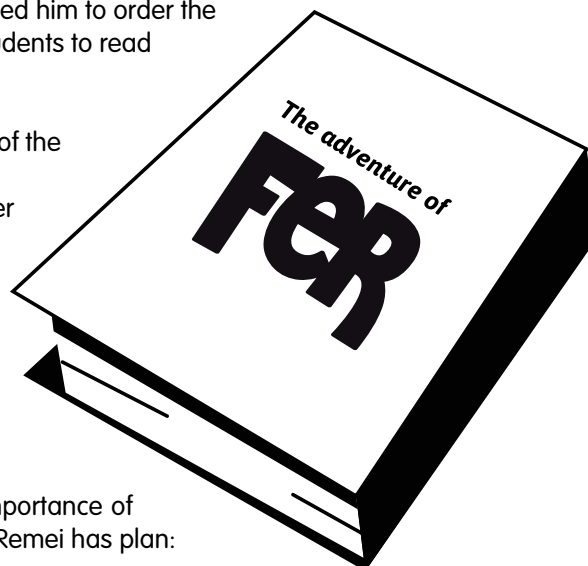
- Can I come with you? Asked Fer.

- I'm sorry honey but this convention is only for Queen Bees. They are coming from Baix Ebre i Montsià; de la Conca de Barberà, de l'Alt Camp, el Priorat i part del Baix Camp, del Baix Penedès i el Tarragonès; de la Noguera i la part Nord del Segrià; de l'Urgell, el Pla d'Urgell, les Garrigues i la part sud del Segrià; del Solsonès, la Segarra i part de l'Anoia i el Bages; de la Vall d'Aran, del Pallars Jussà, del Pallars Sobirà i l'Alta Ribagorça; del Ripollès i part d'Osona; de l'Alt Urgell i la Cerdanya; i de la Ribera d'Ebre i la Terra alta. All Queen Bees will come alone.

- Please granny...- Fer persevered

- I said no Fer! It would be more useful for you to learn from other experiences. You can read a book called "What an Idea". It is on the desk of Mrs Api's soon. The book talks about important inventions. The inventions come up from the curiosity of inventors who want to find solutions to different problems. Be careful with the toxic products when you come into the room.

Fer understood the task and walk with Lady Remei to the exit of the hive.



VOCABULARY AND EXPRESSIONS

Greeting: say hi.

Mad: crazy.

Ink stain: mark made of a coloured fluid or paste used for writing.

Hive: bee colony.

Fencing: combat with a long blade.

Beekeeper: person who farms bees.

Bites: use the teeth to cut into (something).

Entrepreneur: a person who sets up a business or businesses, taking on financial risks in the hope of profit.

Less than: a smaller amount of something.

Solve a problem: find an answer to, explanation for, or means of effectively dealing with (a problem or mystery).

Protective equipment: clothing worn for safety.

1 IN THE HIVE

Help Mr. Ramon to order his papers to get the image of Mary. We will share Mr. Ramon's papers with the students in the class. Say in which box your piece of image goes by the letter and the corresponding number of the box. If it is correct, stick it on the paper.

2 WE ARE CURIOUS

1. Mr. Ramon compares protective equipment Mrs Api with astronauts. Write three common aspects between them.

.....

Put one example about other jobs that use protective equipment and indicates why they need it.

.....

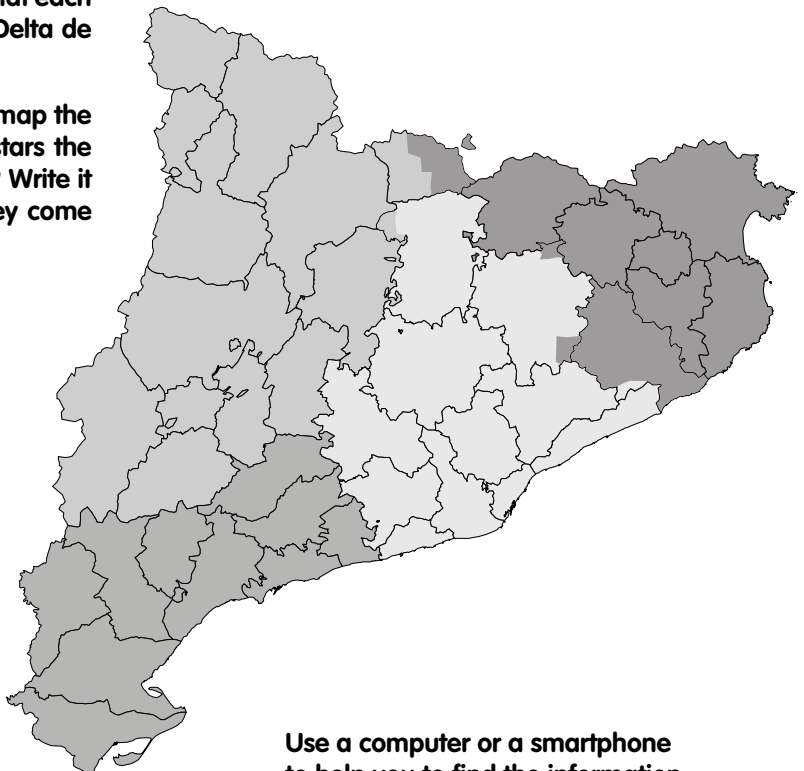
2. Fer is a sociable and worker honeybee. Use the dictionary to define these three words.

.....

3. Draw on the map of Catalunya the journey that each queen bee will do to go to the conference in Delta de l'Ebre. Use a different colour for each bee.

Where are the bees come from? Write on the map the name of the region where each Queen Bee stars the trip. How many kilometres do Queen Bees fly? Write it in the map. Remember the regions where they come from:

- | | |
|---------------------|-------------------|
| el Baix Ebre | la Segarra |
| el Montsià | l'Anoia |
| la Conca de Barberà | el Bages |
| l'Alt Camp | la Vall d'Aran |
| el Priorat | el Pallars Jussà |
| el Baix Camp, | el Pallars Sobirà |
| el Baix Penedès | l'Alta Ribagorça |
| el Tarragonès | el Ripollès |
| la Noguera | Osona |
| el Segrià | l'Alt Urgell |
| l'Urgell | la Cerdanya |
| el Pla d'Urgell | la Ribera d'Ebre |
| les Garrigues | la Terra Alta |
| el Solsonès | |



Use a computer or a smartphone to help you to find the information.

3 LET'S WORK TOGETHER

1. Among all we have to guess a list of words related to the world of honey and bees. To do this, one of you will stand and you must define with your own words and gestures the word that corresponds to you. The person who guesses the correct answer is the next to perform a word.

List of words (choose one):

- Hive
- Queen bee
- Worker bee
- Honeybee
- Toxic product

Do you know more words about bees and honey? Write and perform them.

-
-
-

2. What problem do you think that bees have in their hive? Write the answer with your own words.

.....
.....

Bees need your help. Think about possible solutions. Write your ideas and share them with your class. After the discussion choose the best option for you.

.....
.....